








Excalibur Doors™

THE LEGEND LIVES ON

U.S. PATENT # 4706,431



**RAISED MOULDING
INTERIOR DOORS**

Quality Doors That Make Sense!

WOOD EDGES PROVIDE A SMOOTH SOLID MOUNTING SURFACE FOR HINGES AND HARDWARE

UNLIKE TRADITIONAL STILE AND RAIL CONSTRUCTION, ONE-PIECE-FACE CONSTRUCTION ELIMINATES SEPARATION AND MOVEMENT OF STILE AND RAILS

THE RELIABILITY OF A SOLID CORE DOOR WITH THE BEAUTY OF STILE AND RAIL RAISED PANEL...WITHOUT THE PROBLEMS

STRUCTURAL STRENGTH IS GUARANTEED WITH OUR PATENTED PROCESS WHICH ALLOWS THE RAISED PANEL TO REMAIN INTEGRATED WITH THE CORE. PANELS WILL NOT MOVE, SEPARATE, OR LOOSEN

TEMPERED HARDBOARD FACES GIVE A SMOOTH, DENSE SURFACE REQUIRING LESS PREPARATION FOR THAT LONG-LASTING FLAWLESS APPEARANCE

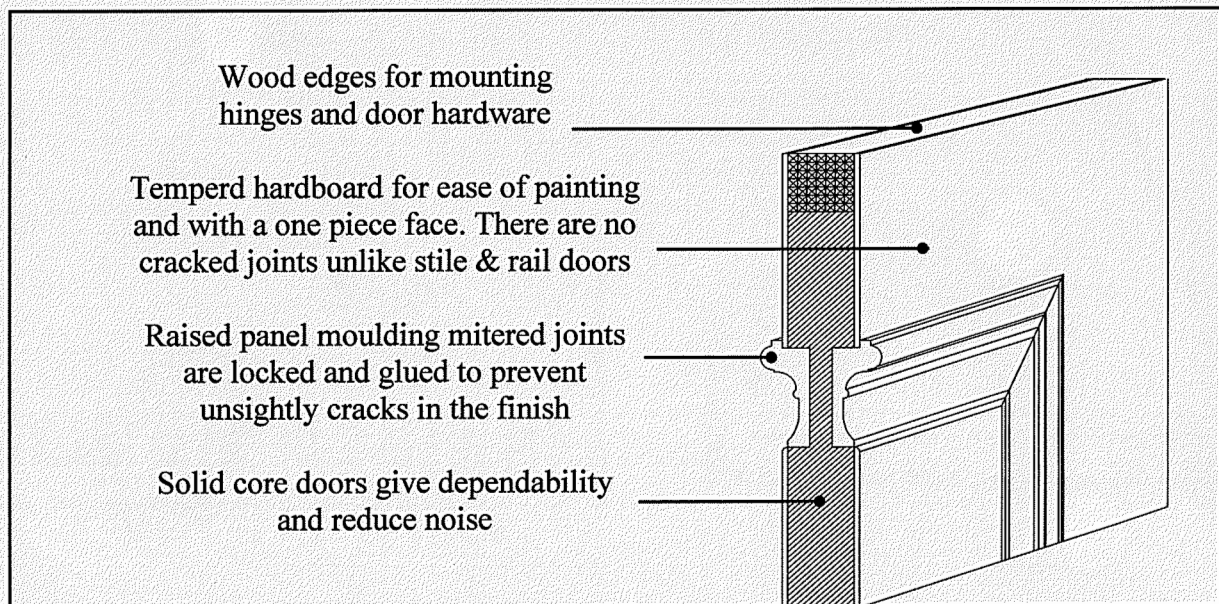
ELEGANT RAISED AND RECESSED MOULDINGS DESIGNED WITH PRECISION TO COMPLIMENT EACH OTHER

MITER JOINTS LOCKED & GLUED TO PREVENT THOSE UNSIGHTLY CRACKS IN THE FINISH

ENVIRONMENTALLY SENSITIVE—EACH DOOR IS A COMBINATION OF ENGINEERED WOOD PRODUCTS CAUSING LESS WASTE OF OUR NATURAL RESOURCES

QUALITY ASSURANCE METICULOUSLY CONTROLLED ON SITE. MANUFACTURED BY SUPERIOR CRAFTSMEN

TIMELESS ELEGANT BEAUTY AT TRULY AFFORDABLE PRICES



Excalibur Doors™

U.S. PATENT #4,706,431

Specifications

Widths	2'0", 2'4", 2'6", 2'8", 3'0", 3'6"
Heights	6'8", 7'0", 8'0",
Thickness	1-3/4"
Construction	Non-primed solid core slab
Top Rail:	4-3/4"
Bottom Rail:	8-3/4"
Stiles:	4-3/4" Except for 4, 5, or 6 Panel Doors, then stiles are 4-1/4"

Available Options


- Common Curve Pairs
- Segment Radius and Arch Top Doors
- Pocket Doors with Matching Recessed Moulding
- Mirrors Planted inside panels 1 or both sides
- Single Glazed, Dual Glazed, or Beveled Glass to create French Doors
- Special Widths and Heights

Fire Rating


20 Minute Fire Rated doors are available with California State Fire Marshal's Metal Label (as required by jobsite inspectors).

1 Hour Mineral Core Fire Rating available in several styles and sizes with pre-fit timely metal frames to maintain fire rating.

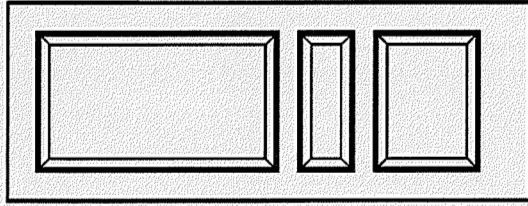
ExcaliburTM Doors




X-A1



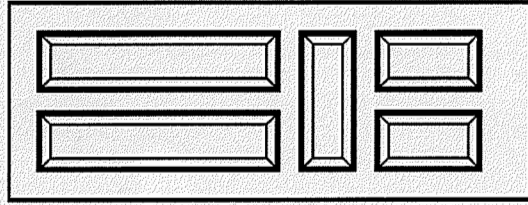
X-A2




X-A3



X-A4




X-A5



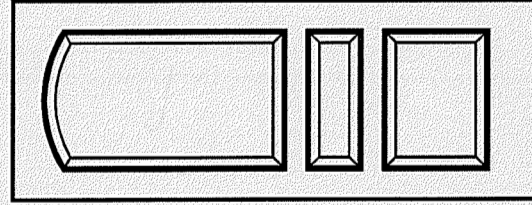
X-A6



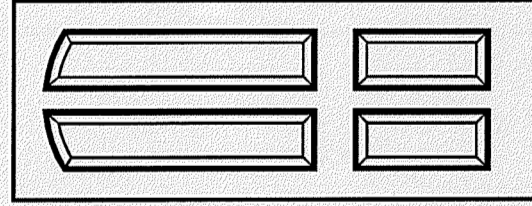
X-B1



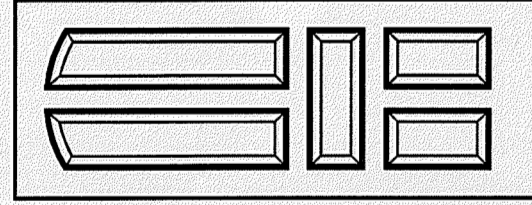
X-B2



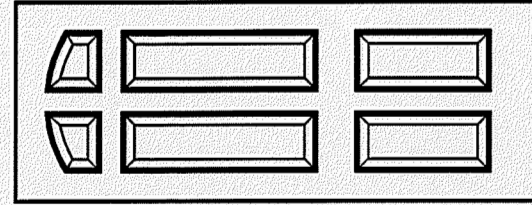
X-B3



X-B4



X-B5




X-B6

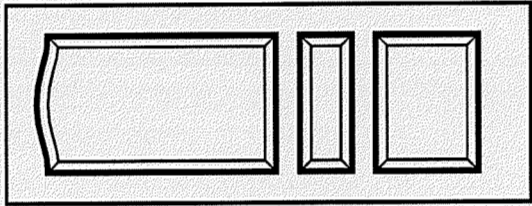
Excalibur™ Doors




X-C1



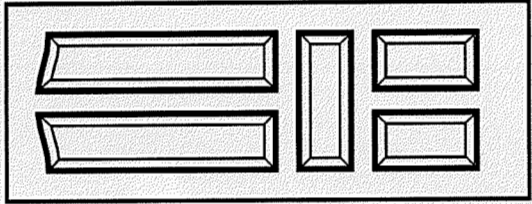
X-C2




X-C3




X-C4




X-C5



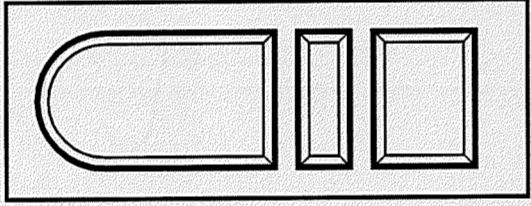
X-C6




X-D1



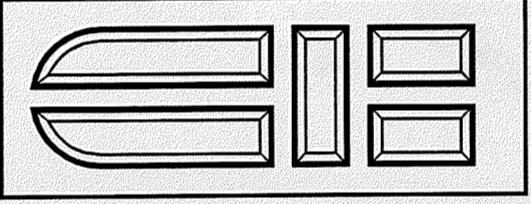
X-D2




X-D3



X-D4




X-D5

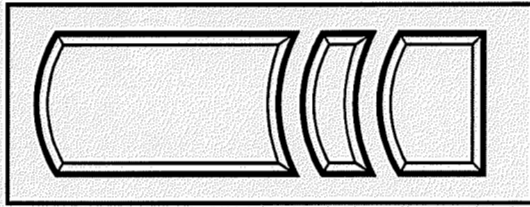


X-D6

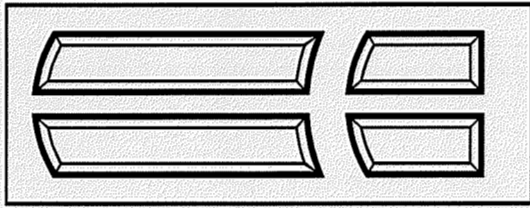
ExcaliburTM Doors



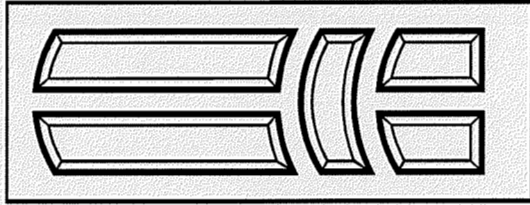
X-G2




X-G3



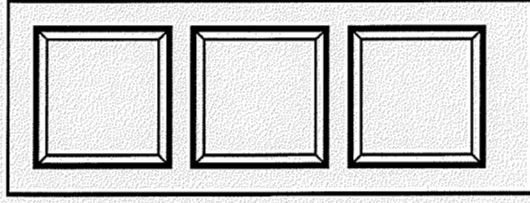
X-G4



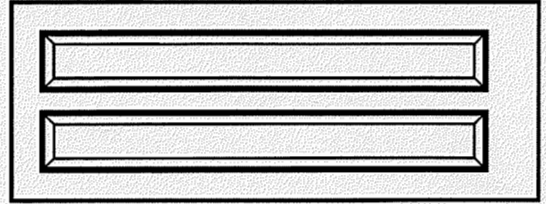
X-G5



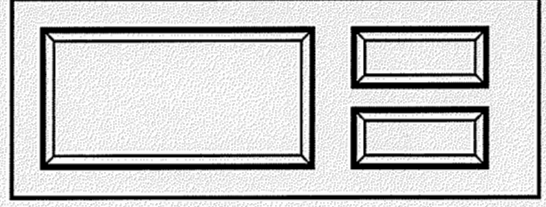
V-G3



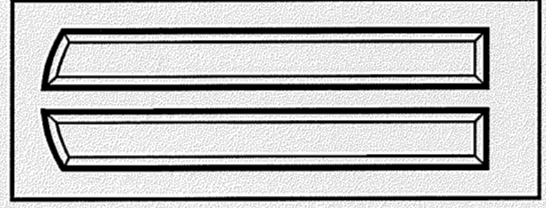
Q-A3




V-A2




V-A3



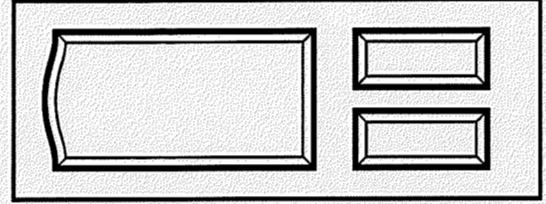
V-B2



V-B3




V-C2




V-C3


ExcaliburTM Doors



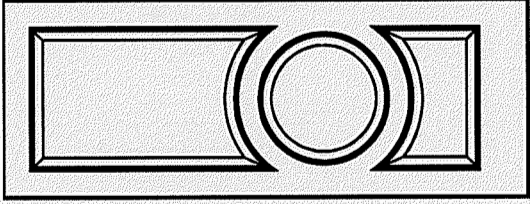
V-D2



V-D3




X-O5




X-O3




X-E1




X-E2




V-E3




XB5-PR-CC



XB5-PR-CC



XD4-PR-CC-AT



?

Excalibur Doors™

U.S. PATENT #4,706,431

Material Schedule

Job _____

Client _____

Address _____

Billing _____

Map Code _____

Item	Date Ordered	Due Date	Scheduled Delivery	Billed	Invoiced
Exterior Jambs					
Fire Door					
Timely Jambs (Rabt) Color					
Specialty Doors					
Exterior Doors					
French Doors					
Steel Doors Vented					
Pocket Frames/Gap					
Pocket (Heavy Duty Hardware)					
Jambs Interior					
Doors					
Arches/Flex or Custom					
Casing					
Stop					
Base					
Crown					
Corners					
Flex					
Shelf & Pole					
Window Sill					
Astragals					
Specialty Glass					
Thresholds					
Hardware					


Brought to you for your convenience by: **EXCALIBUR DOORS™**

Take Off Sheet

Location	Quantity	Jamb Size	Door Size	Door Style	Description

Brought to you for your convenience by: **EXCALIBUR DOORS™**

PREMIUM DOORS FOR ANY SIZE CASTLE



MADE IN U.S.A.

Excalibur Doors™

San Marcos Ca.

760-744-6655

Toll Free 1-888-404-DOOR

Fax 760-761-0284

www.excaliburdoors.com